

375mm\*120mm

品名：MEIKEE低压射灯

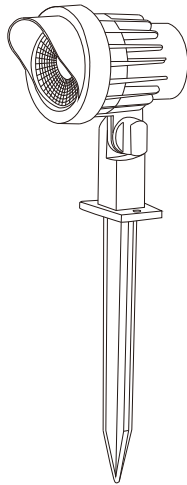
料号：UPC:6910088999551

制作时间：2021.10.15

版本号：

\*此页面不印刷

# 12-24V Landscape Light



UPC:6910088999551

Thank you for purchasing our products. Please read the terms and instructions carefully before using it for the first time.

Please contact us without any hesitation if there is any problem. We will reply you at once and offer you a satisfied solution.

E-mail: [meikee@meikeelighting.com](mailto:meikee@meikeelighting.com)

## Precautions Before Installation

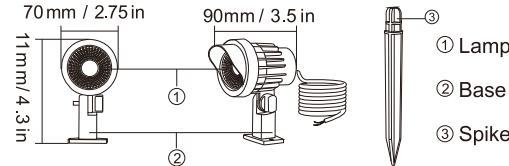
1. The luminaire should be positioned at suggested installation height if it needs. Please do not prolonged stare into the luminaire for more than 3 seconds within 2 meters.
2. The light source is not replaceable, when it reaches the end of its life, the whole luminaire needs to be replaced.
3. Please check the product carefully for any damage before installing the lamp.
4. Please prepare the output before installation: DC12-24V or AC12-24V switching power supply.
5. Before installation, please prepare an IP66 or above wiring device to connect the switch power output cable to the lamp input power cable.
6. In order to avoid the damage caused by electric leakage of the lamp, please do not modify the lamp at will.
7. In order to ensure the proper operation of the lamp, please use the voltage indicated in the product manual for power supply.

1




Warning: This is a low-voltage product, it's not allowed to connect it directly to household high-voltage electricity.

## Product Structure and Size



## Installation Method



- ① Spike Installation: after fixing the lamp bracket and the base with screws, insert the spike, and then directly insert it on the lawn or unhardened ground.
- ② Base installation: after the lamp bracket and the base screw are fixed, they can be fixed on the hardened ground or wall with screws.

2

## Product Parameters

Model	Wattage	Input Voltage	CRI	Beam Angle	Color Temperature	Dimming	Waterproof Rating	Ta
DSTA03	3W	12-24V DC/AC	>80	30°	3000K/6500K	No	IP66	-25℃-40℃
DSTA05	5W	12-24V DC/AC	>80	30°	3000K/6500K	No	IP66	-25℃-40℃
DSTA07	7W	12-24V DC/AC	>80	30°	3000K/6500K	No	IP66	-25℃-40℃
DSTA09	9W	12-24V DC/AC	>80	30°	3000K/6500K	No	IP66	-25℃-40℃
DSTA12	12W	12-24V DC/AC	>80	30°	3000K/6500K	No	IP66	-25℃-40℃
DSTA15	15W	12-24V DC/AC	>80	30°	3000K/6500K	No	IP66	-25℃-40℃

## General troubleshooting

If it is correctly installed, please confirm whether it is caused by the following reasons. If the problem cannot be solved after using the following methods, please stop using it immediately and contact a professional or after-sales service for help.

1. If the lamp does not work properly after being connected to the power supply, please disconnect the power supply to check whether the connection of the lamp power cord is well connected.
2. If the wiring is good, please check whether the power supply voltage meets the rated voltage required by this lamp or other line faults.

3



Company name: **Shenzhen Oumeike Lighting Technology Co., Ltd.**  
Address: No. 19-20, Anye Road, Yuanshan Street, Longgang District, Shenzhen, Guangdong, China ( +86 0755-28608199)

EC	REP	C&E Connection E-Commerce (DE) GmbH Zum Linnegraben 20, 65933, Frankfurt am Main, Germany E-mail: <a href="mailto:info@ce-connection.de">info@ce-connection.de</a> Tel: +49 (069) 27246648
UK	REP	CET PRODUCT SERVICE LTD. Beacon House Storage Business Park, Ibstone Rd, Stoke Newch High Wycombe HP14 3FE UK Tel: +447419325266 E-mail: <a href="mailto:info.cetservice@gmail.com">info.cetservice@gmail.com</a>

Contact: [meikee@meikeelighting.com](mailto:meikee@meikeelighting.com)  
Website: <http://www.meikeelighting.com>

4