

MEIKEE 7W LED Outdoor Spotlights

Thank you for purchasing our products. Please read the terms and instructions carefully before using for the first time.

Precautions before installation

1. Please check the product carefully if there is any damage before installation.
2. Please prepare the output DC12-24V or AC12-18V switching power supply before installation.
3. Please prepare an IP65 or above wiring device before installation to connect the switching power supply output cable with the lamp body input power cable.
4. It is forbidden to decompose or modify this lamp during the warranty period.
5. In order to ensure the lamp can work properly, please use the voltage indicated on the package to supply power.

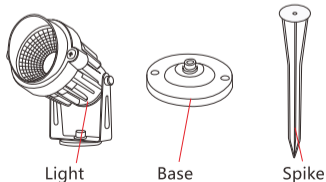
Warning

This is a low-voltage power product. It cannot be directly connected to life and use high-voltage power!

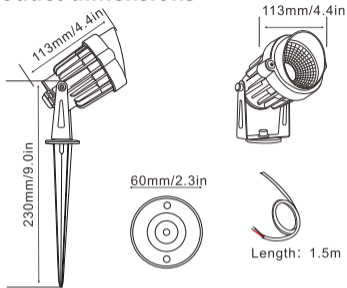
Product parameters

SKU	64000022-WW	64000022-DW	64000022-RD	64000022-GR	64000022-BE
Power	7W	7W	7W	7W	7W
LM	800LM	850LM	IV:400-500LM WD:620-625nm	IV:600-700LM WD:520-525nm	IV:400-500LM WD:460-462nm
Input Voltage	12-24V DC 12-18V AC	12-24V DC 12-18V AC	12-24V DC 12-18V AC	12-24V DC 12-18V AC	12-24V DC 12-18V AC
Frequency	50/60Hz	50/60Hz	50/60Hz	50/60Hz	50/60Hz
Power Factor	>0.7	>0.7	>0.7	>0.7	>0.7
Output Voltage	30VDC	30VDC	30VDC	30VDC	30VDC
CRI	>80	>80	>80	>80	>80
Beam Angle	45°	45°	45°	45°	45°
Color	Warm White	Daylight White	Red	Green	Blue
Dimmable	No	No	No	No	No
Waterproof	IP66	IP66	IP66	IP66	IP66
Ta	-25°C-55°C	-25°C-55°C	-25°C-55°C	-25°C-55°C	-25°C-55°C
Cable Length	1.5M	1.5M	1.5M	1.5M	1.5M


The product parts



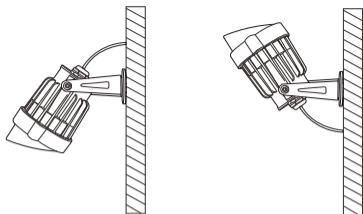
Product dimensions



Installation method



- Use the spike: Fix the lamp bracket and the spike with screw, then insert on lawn or unhardened ground.



- Use the base: After fix the lamp bracket to the base with screws, the lamp can be fixed on the hardened floor or wall with screws.

General troubleshooting

If it is not installed improperly, please confirm whether it is due to the following reasons. If you cannot solve the problem after using the following methods, stop using it immediately and contact a professional or retailer for help.

1. If the lamp fails to work after power access, disconnect the power supply and check that the lamp power cable connection is correct.
2. If the connection is correct, please check whether the supply voltage meets the rated voltage required by this lamp or other line faults.